

असतो मा सद्गमय, तमसो मा ज्योतिर्गमय ।।



SUMMER VACATION ASSIGNMENT 2026 CLASS-UKG

Time To Shine

Books are closed, the Sun is bright,
Summer calls with warm daylight.
So, chase the clouds, enjoy the sun,
But keep in mind- we are not yet done.

The tasks we give with love and care,
To keep your curious minds aware.
Read and write, create and play,
Come back stronger, come what may.

We'll wait for you, with doors open wide,
With stories of Summer and brighter pride.



**Summer
Vacation**

SUMMER FUN FOR EVERY LITTLE ONE

Dearest Hallmarkites!

Summer Vacation is all about play, rejuvenation and bonding. Let's make this Summer Vacation joyful and meaningful.

❖ HAPPY ROUTINES

- Fix sleep time and wake-up time.
- Limit TV/mobile to 45 mins/1 hour per day.

❖ PLAY & LEARN

- Daily Play Time: Colouring, clay, blocks, water play, running
- Story Time: Read 1 small story to your child daily. Let them tell you the story back in their words.
- Life Skills: Buttoning shirt, wearing shoes, eating by themselves, folding napkin

❖ FAMILY TIME

- Talk, sing rhymes, and eat at least one meal together daily.
- Let them help in small chores: watering plants, arranging toys.
- Visit grandparents if possible.
- Memorize your house address and your parents' contact numbers.

❖ NATURE & CARE

- Take morning/evening walks. Name 2 new things you see.
- Show kindness: Feed birds, water a plant, say "thank you" and "please".

Come back with chubby cheeks, new words, and big stories!

Happy Holidays!

HALLMARK TEAM

Summer
Vacation

ENGLISH

1. Make CVC (Consonant Vowel Consonant) words from the given word patterns:



| |
|--|
| |
| |
| |

| |
|--|
| |
| |
| |

| |
|--|
| |
| |
| |

| |
|--|
| |
| |
| |

| |
|--|
| |
| |
| |

| |
|--|
| |
| |
| |



| |
|--|
| |
| |
| |

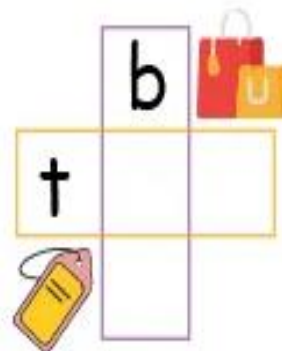

| |
|--|
| |
| |
| |

| |
|--|
| |
| |
| |

| |
|--|
| |
| |
| |

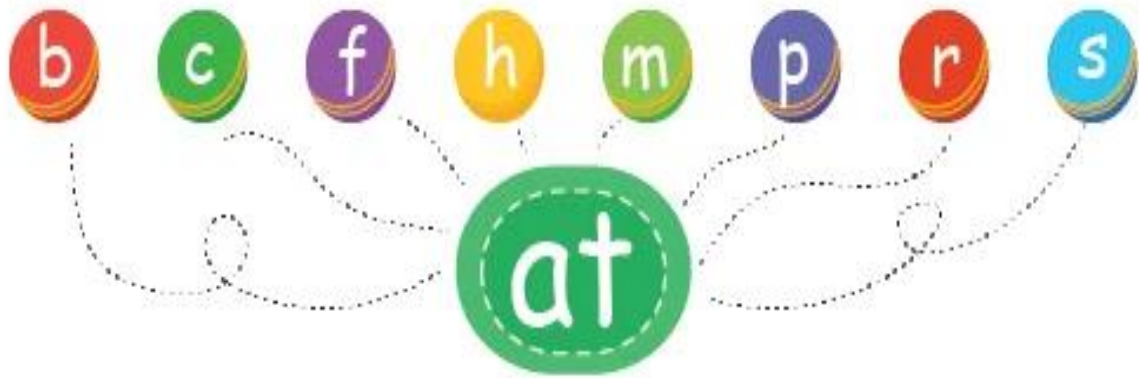
| |
|--|
| |
| |
| |

| |
|--|
| |
| |
| |



Vacation

2. Make CVC (Consonant Vowel Consonant) words from the given word patterns:



| |
|--|
| |
| |
| |

| |
|--|
| |
| |
| |

| |
|--|
| |
| |
| |


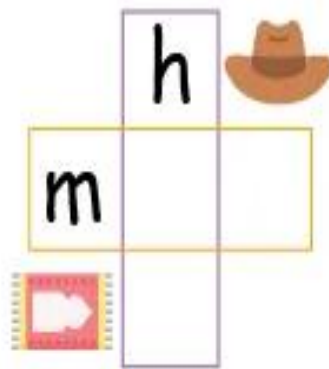
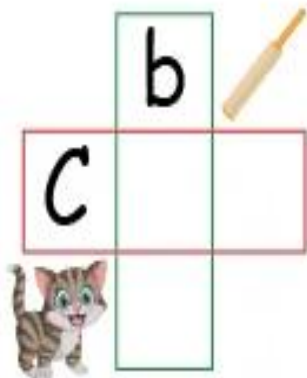
| |
|--|
| |
| |
| |

| |
|--|
| |
| |
| |

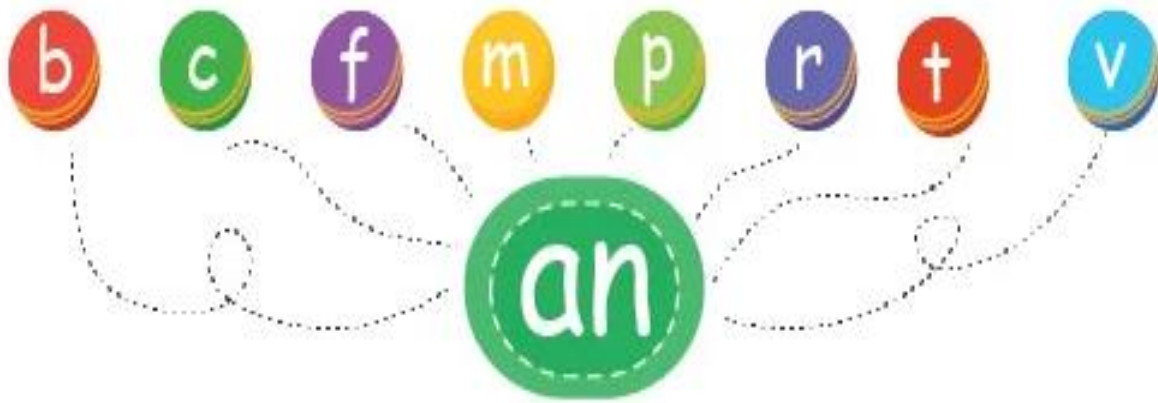
| |
|--|
| |
| |
| |

| |
|--|
| |
| |
| |

| |
|--|
| |
| |
| |



3. Make CVC (Consonant Vowel Consonant) words from the given word patterns:



| |
|--|
| |
| |
| |

| |
|--|
| |
| |
| |

| |
|--|
| |
| |
| |

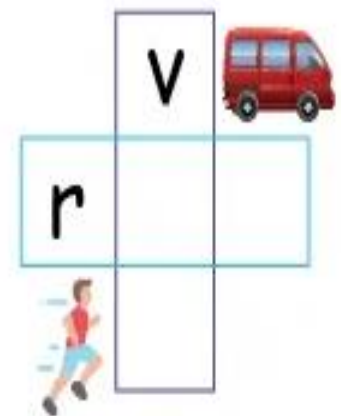

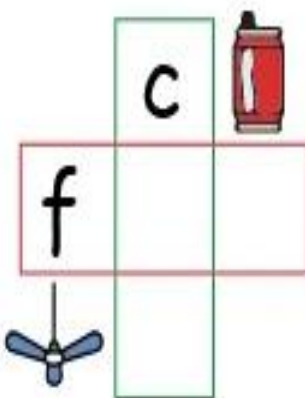
| |
|--|
| |
| |
| |

| |
|--|
| |
| |
| |

| |
|--|
| |
| |
| |

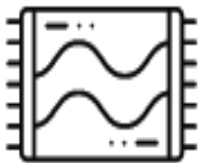
| |
|--|
| |
| |
| |

| |
|--|
| |
| |
| |



Vacation

4. Recognize the pictures, match with correct words and colour them:



hat

man

van

rat

pan

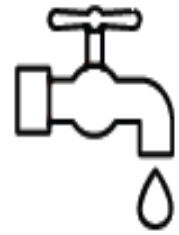
cat

mat






bat

tap







fan



5. Recognize the pictures and write their names(Vowel A):

| | | |
|-----------------------------------------------------------------------------------|-----------------------------------------------------------------------------------|-------------------------------------------------------------------------------------|
|  |  |  |
| <input type="text"/> | <input type="text"/> | <input type="text"/> |
|  |  |  |
| <input type="text"/> | <input type="text"/> | <input type="text"/> |

6. Recognize the pictures and write the CVC words (Vowel E):

| | | |
|-------------------------------------------------------------------------------------|-------------------------------------------------------------------------------------|---------------------------------------------------------------------------------------|
|  |  |  |
| <input type="text"/> | <input type="text"/> | <input type="text"/> |
|  |  |  |
| <input type="text"/> | <input type="text"/> | <input type="text"/> |

1. वर्णों को जोड़ कर लिखिए:-



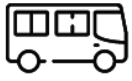
घ + र =



फ + ल =



ट + ब =



ब + स =



स + म + य =



फ + स + ल =



स + ड़ + क =



क + ल + श =



अ + द + र + क =



ख + ट + म + ल =



श + ल + ग + म =



थ + र + म + स =

2. चित्रों को देखकर शब्दों से मिलाइए:-



नल



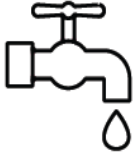
खत



बस



जग



घर



कप



मग



जल



फल



धन



छत



पढ़

Summer
Vacation

3. शब्दों को पूरा कीजिए:-



ध



ल



रु



घ



अ

1

स



ज



व



छ

10

झ

4. चित्रों को देखकर शब्दों से मिलाइए:-



पतंग



बटन



बतख



मटर



कमल



रबड़



शहद



भगत

मगर

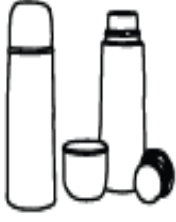


कलम



Summer
Vacation

5. चित्रों को देखकर शब्दों से मिलाइए:-



शलगम



बरतन



अजगर



थरमस



तरकश



खटमल



हलधर



उपवन




बरगद



अदरक

Summer
Vacation

6. चित्र देखकर शब्द लिखें:-



Blank handwriting practice box with three horizontal lines.



Blank handwriting practice box with three horizontal lines.



Blank handwriting practice box with three horizontal lines.



Blank handwriting practice box with three horizontal lines.



Blank handwriting practice box with three horizontal lines.



Blank handwriting practice box with three horizontal lines.



Blank handwriting practice box with three horizontal lines.



Blank handwriting practice box with three horizontal lines.



Blank handwriting practice box with three horizontal lines.



Blank handwriting practice box with three horizontal lines.



Blank handwriting practice box with three horizontal lines.



Blank handwriting practice box with three horizontal lines.



Blank handwriting practice box with three horizontal lines.




Blank handwriting practice box with three horizontal lines.



Blank handwriting practice box with three horizontal lines.


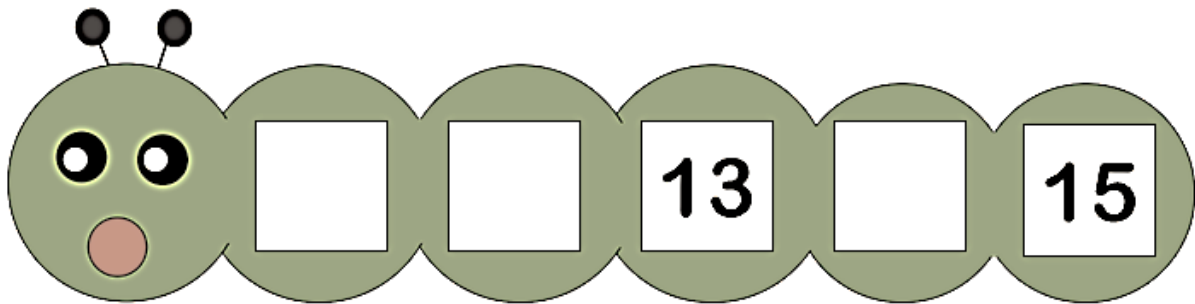
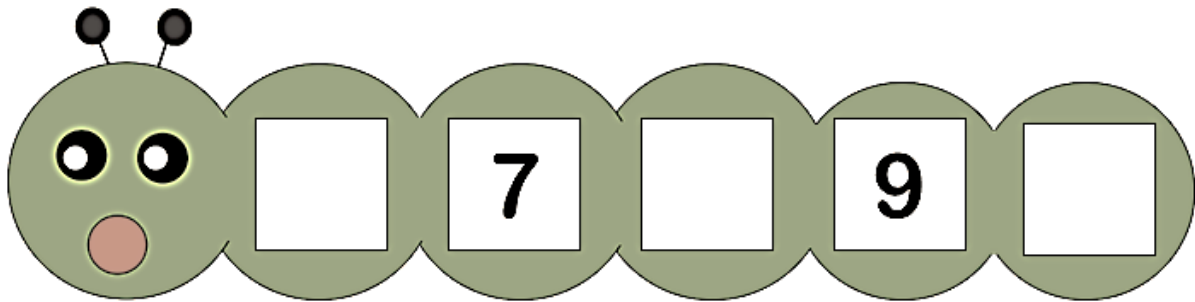
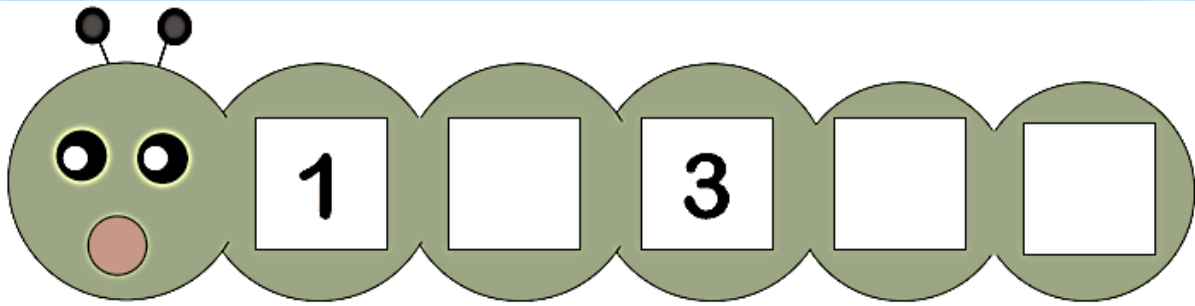
Q.2 Have fun with shapes

- Today we will be making adorable penguins using different shapes! This fun activity helps children recognize shapes, improve fine motor skills, and develop creativity.
- Make these shapes on black and white chart paper



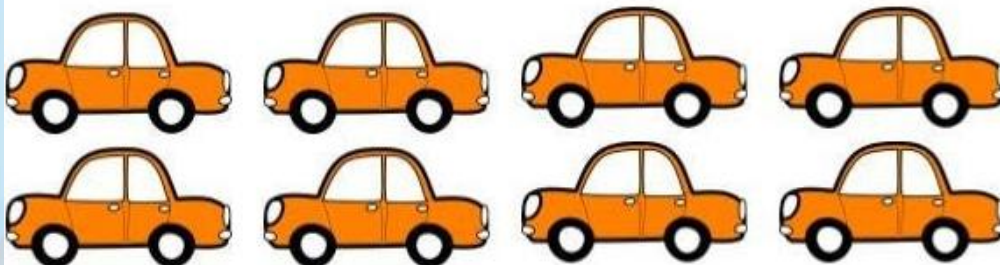

Q.3 Write Missing Numbers:

Write the missing number between 1 to 20.



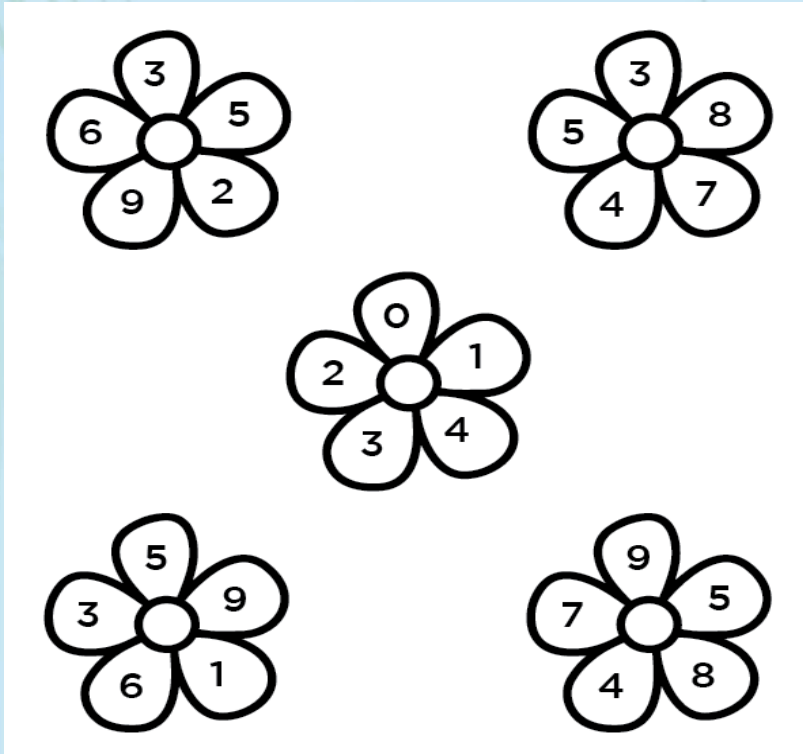
Summer
Vacation

Q.4 Count and Write the Numbers:



Summer
Vacation

Q.5 Colour the Greatest Number 'RED' and Smallest Number 'YELLOW' in the given flowers:



Q.6 Write the Backward Counting 20-11:



EVS

Q.1 Identify the pictures and match them with Parts of the Body:



Foot



Knee



Leg



Hand



Arm



Mouth



Eye



Nose



Head

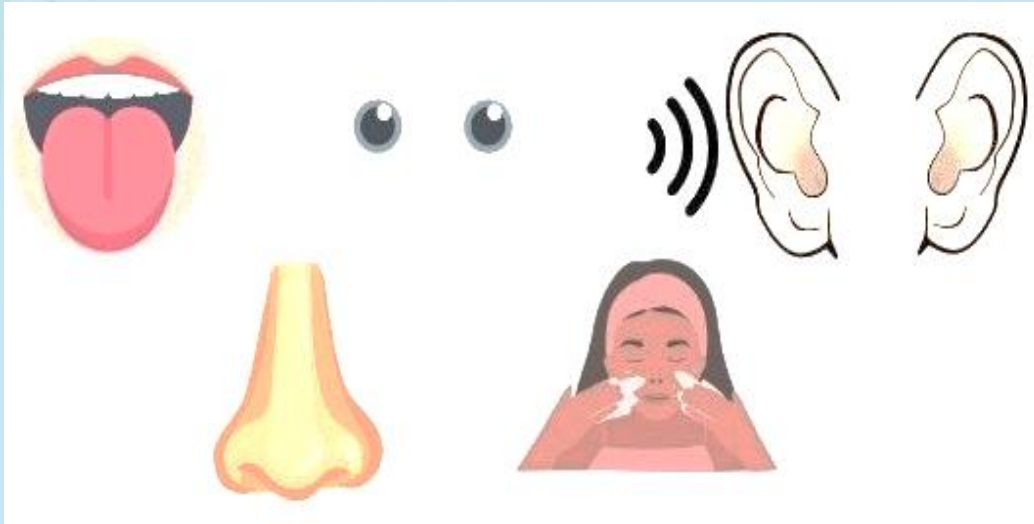


Ear

Vacation

Q.2 Fill in the blanks with Sense Organs:

1. I see with my _____.
2. I touch and feel with My _____.
3. I hear with my _____.
4. I taste with may _____.



Q.3 Fill in the blanks:

LET'S MEET ME

1. My name is _____.
2. I am a _____.
3. I am _____ years old.
4. I study in _____ class.
5. I like to eat _____.
6. I like to play with _____.
7. _____ is my class teacher.
8. _____ is my best friend.
9. My father's name is _____.
10. My mother's name is _____.

Q.4 Make a family tree:

Note: Use A4 Sheet for this activity.



Q.5 Draw as many candles on the cake as your age is and colour the picture beautifully and also write the same number in the box:



Happy Holidays!