

असतो मा सद्गमय, तमसो मा ज्योतिर्गमय ॥



SUMMER VACATION ASSIGNMENT 2026 CLASS-NURSERY

Time To Shine

Books are closed, the Sun is bright,
Summer calls with warm daylight.
So, chase the clouds, enjoy the sun,
But keep in mind- we are not yet done.

The tasks we give with love and care,
To keep your curious minds aware.
Read and write, create and play,
Come back stronger, come what may.

We'll wait for you, with doors open wide,
With stories of Summer and brighter pride.



**Summer
Vacation**

SUMMER FUN FOR EVERY LITTLE ONE

Dearest Hallmarkites!

Summer Vacation is all about play, rejuvenation and bonding. Let's make this Summer Vacation joyful and meaningful.

❖ HAPPY ROUTINES

- Fix sleep time and wake-up time.
- Limit TV/mobile to 45 mins/1 hour per day.

❖ PLAY & LEARN

- Daily Play Time: Colouring, clay, blocks, water play, running
- Story Time: Read 1 small story to your child daily. Let them tell you the story back in their words.
- Life Skills: Buttoning shirt, wearing shoes, eating by themselves, folding napkin

❖ FAMILY TIME

- Talk, sing rhymes, and eat at least one meal together daily.
- Let them help in small chores: watering plants, arranging toys.
- Visit grandparents if possible.
- Memorize your house address and your parents' contact numbers.

❖ NATURE & CARE

- Take morning/evening walks. Name 2 new things you see.
- Show kindness: Feed birds, water a plant, say "thank you" and "please".

Come back with chubby cheeks, new words, and big stories!

Happy Holidays!

HALLMARK TEAM

Summer
Vacation

COOKING IS FUN!

Cooking with family makes us happy and teaches teamwork. It enhances creativity, imagination and empowers memory. Make cold sandwiches using Mayo and raw veggies.

SAVE THE BIRDS!

Feeding birds is a kind and joyful activity. It teaches us to love and respect nature.

Put a bowl full of grains and water for birds to help them survive the hot summer.

LET'S DRAW!

Draw various animals using thumb prints dabbed in colours in your Sketch File. It helps improve our imagination and fine motor skills.



The given pictures
are for the
reference only.

GOOD COMMUNICATION SKILLS

Good communication skills build confidence and leads to success! It helps us understand and be understood. It builds friendship and trust. Practice speaking clearly and confidently everyday.

You can follow the given reference link to practice listening to slow English and learn to communicate the same:

- <https://www.youtube.com/watch?v=tliOLBN3kpQ>
- [Family Trip to Bali Part 2 | Easy English Listening Practice | English for Beginners \(A2 Level\)](#)


MATHEMATICS

1. Trace the number.

1



2. Count and color.



How many?

(Color 1 apple)


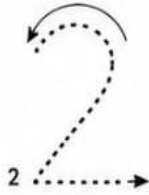
3. Write the number.

1

1

1. Trace the number.

2



How many?


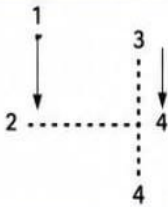
(Color 2 umbrellas)

2

2

1. Trace the number.

4



How many?


(Color 4 stars)

4

4

1. Trace the number.

7



How many?

(Color 7 flowers)

7

7

4. Match the number to the correct group.

1



2



4



7



Summer Vacation

- ❖ **EVS:** Learn and revise the following sentences on 'Myself':

My name is _____.

I am _____ years old.

I study in Hallmark Public School.

I love my school.

I follow good habits.

I get up early.

I brush my teeth.

I take a bath.

I get dressed.

I eat my breakfast.

TEXTBOOK WORK

- ❖ **PATTERNS:** Perfect way to write patterns: Page number: 22, 23, 24, 34, 36, 38, 39, 40, 42, 44, 45.
- ❖ **ENGLISH:** Perfect way to write cursive lowercase page number: 12, 14, 16, 18, 22
- ❖ **HINDI:** Swar Lekhan: Page 8 to 11, 14 to 17, 20 to 23.

Revise all the syllabus done till date!

Happy Holidays!