

असतो मा सद्गमय, तमसो मा ज्योतिर्गमय ।।



SUMMER VACATION ASSIGNMENT 2024

CLASS-IV



MAY 21, 2024 TO JULY 03, 2024

The School Reopens on JULY 04, 2024.

www.hallmarkpublicschool.com

Dearest Hallmarkites

Greetings from Hallmark!

Summer Vacation brings with itself a much-needed breather from hectic schedule. It is the most awaited time meant for relaxation and enjoyment, and if this time is utilised for creative pursuits, it becomes a learning experience.

Keeping this in view, we have designed a few **exciting fun projects/ assignments** to enhance learning skills, help understand concepts better, and make for a **great crash course** aimed at **improving your academic output** as well. These assignments will not only help you **to revise and reinforce what you have learned in school**, but will also enrich your knowledge.

In a nutshell, the Summer Vacation Assignment has been designed to be a **meaningful and creative exercise**.

Important Note:

- These projects/ assignments will be assessed as **Subject Enrichment Activity** to be **added in your Portfolio**.
- **Submit the Summer Vacation Assignment** to the Class Teacher **within a week of reopening of the school**.



LINKS TO ACCESS THE DIGITAL CONTENT

'Digital mindfulness isn't about abstaining from technology; it's about using it in a way that supports our well-being and enhances our life.'

Today's generation is App Generation who loves to spend time on screen. There's no contradicting the fact that we live in a world which is dominated by technology. We do understand this but want our Hallmarkites to spend their screen time constructively. Here are the **LINKS to access the DIGITAL CONTENT of all the Subjects for better understanding and revision of the concepts** taught in the class:

❖ ENGLISH

<https://app.burlingtonenglish.com/account/login>

(The Individual IDs and Passwords are already shared on the Whatsapp.)

❖ HINDI

STEPS TO LOGIN:

Step -1 Go To Browser: <https://gowebrachnasagar.com/>

Step -2 Fill the Login Credentials:

LOGIN ID: HALLMARK.DSP

PASSWORD: HALLMARK.DSP

Step -3 Board - CBSE → Select Class - Your Class → Select Book Type- Text Book → Select Subject- Hindi → Select Book-e Son Chiraiya

❖ MATHEMATICS

<https://digital.charlesbaker.co.uk/user/login>

LOGIN ID: Charlesbaker_HPPS2024

PASSWORD: Hallmark15

❖ SCIENCE, SOCIAL SCIENCE & PUNJABI

Scan the QR Code mentioned on the Cover Page of the books to access the e-book, audios and videos.

A Little Note for Parents

- These projects/ assignments will be assessed as **Subject Enrichment Activity** to be **added in your child's Portfolio**.
 - **Submit the Summer Vacation Assignment** to the Class Teacher **within a week of reopening of the school**.
 - **Make sure your child has a quiet, well-lit place to do homework.**
Don't let your child do homework with the television on or in places with other distractions, such as mobile phones, people coming and going, etc.
 - **Make sure the material your child needs, such as paper, pencils and a dictionary, are available.**
Ask your child if special material is required for some projects and get them in advance.
 - **Help your child with time management.**
Establish a set time each day for doing homework. It will help regulating your child's Body Clock as per the set schedule.
 - **Be positive about homework.**
Tell your child how important school is. The attitude you express about homework will be the attitude your child acquires.
 - **When your child does homework, you too do your work.**
Show your child that the skills they are learning are related to things you do as an adult. If your child is reading, you read too.
 - **When your child asks for help, provide guidance, not answers.**
Giving answers means your child will not learn the material. Too much help teaches your child that when the going gets tough, someone will do the work for him or her.
 - **If homework is meant to be done by your child alone, stay away.**
Too much parent involvement could actually hinder their skills development and lead them to feel incompetent. Homework is a great way for kids to develop independent, lifelong learning skills.
 - **Help your child figure out what is hard homework and what is easy homework.**
Ask your child to do the hard work first. The harder a task is, the more energy and focus we need to complete it. Starting the harder tasks when you are tired is more difficult and often results in putting them off for another day.
- Reward progress in homework.**
If your child has been successful in homework completion and is working hard, celebrate that success with a special event (e.g., a pizza, a morning or evening walk, a trip to the park, star gazing) to reinforce the positive effort.

Best wishes for Happy Holidays!

Hallmark Team

PICTURE TRAVELOGUE

'Gonna travel, gonna travel! Wild and free.

I am gonna pack my bags 'cause,

This great, big world is calling me!'

Summer vacation is the most awaited time for students travel to different places, enjoy outdoor activities, and pursue the hobbies. It's a time to recharge and make memories that last a lifetime. Create a beautiful Picture Travelogue (Photo Album) and pen down your wanderlust.



The given picture is for reference only. Use your own creativity.

LEARN AND CONVERSE-4

- Go through the Chapters 5 to 10 and recreate the same situations as given in the Chapters to practise speaking skills. There will be an Enrichment Activity based on these chapters.

JUNIOR'S CURSIVE WRITING-6


- 'Good handwriting is half of education.' Enhance your calligraphy skills practising in the book **Junior's Cursive Writing**. Do Pages 1 to 20.

हिंदी


लघु कॉमिक

कॉमिक किताबें पढ़ना सभी को बहुत भाता है। इन गर्मियों की छुट्टियों में आप हिंदी की मजेदार कॉमिक पुस्तकें पढ़ें और अपनी खुद की एक काल्पनिक कथा लिखकर चित्रों द्वारा सजाएँ।

- नीचे दिया गया कॉमिक केवल संदर्भ-प्रयोजन के लिए है:-









कथा मंजूषा-4

- प्रतिदिन एक पन्ना सुलेख लिखें।
- पाठ-2, 3 और 4 पढ़ें।
- ऊपर दिए गए पाठों के कठिन शब्द एवं नीचे दिए गए अभ्यास कार्य को हिंदी की कार्यपुस्तिका में करें।

पाठ-2 पेड़ हमारे मित्र

प्र०1 रिक्त स्थान भरे:-

- (क) शशांक के दादाजी में रहते थे।
- (ख) दादाजी ने शशांक के खाने के लिए मँगवाया।
- (ग) पिताजी ने आम का पेड़ काटने का निश्चय इसलिए किया क्योंकि
- (घ) पेड़ काटने से रोकने के लिए शशांक खड़ा हो गया।
- (ङ) पेड़ हमें, और देते हैं।

पाठ-3 ईमानदार रामू

प्र०1 रिक्त स्थान भरे:-

- (क) रामू की माँके घर काम करती थी।
- (ख) रामू की माँथी इसलिए वह माँ की जगह काम करने गया।
- (ग) रामू का मनदेख कर ललचा गया।
- (घ) रामू ने घड़ी वापस इसलिए रख दी क्योंकि उसेयाद आ गई।
- (ङ) मालिक ने रामू को घड़ी देते हुए कहा किध्यान रहेगा।

पाठ-4 रसगुल्ले की जड़

प्र०1 रिक्त स्थान भरे:-

- (क) पंजाब के गाँव में से एक व्यापारी आया था।
- (ख) किसान ने गन्ने कोनाम दिया।
- (ग) ईरान जाते वक्त व्यापारी लेकर गया ताकि वहाँ जाकर ईरान केको भेंट करें।
- (घ) शाही मेहमान ने खाने की इच्छा प्रकट की।

MATHEMATICS

BUILDING NUMBER SENSE


Place value is the golden key that unlocks the world of numbers. It is the starting point for math adventures!

While Face value focuses on the actual value of a digit, **Place value** looks at the **Position of a digit in a number** and gives it a value based on that position.

So, let's unravel the mystery of Place Value by designing a working model on it.

The link given is for reference only. Use your own creativity along with your understanding of the Topic taught in the class.

<https://youtu.be/kXvV56gtCNs?si=maPkl-m4sFb4-h1m>



Remember!
The only way to
learn Mathematics
is to do
Mathematics.

ELEMENTARY MENTAL MATHEMATICS-4

- Do Pages 16 to 23.

REASONING & I.Q. BOOK-4

- Do Chapter 2.
- Learn & write Tables from 11 to 20 twice in the Mathematics notebook.

SCIENCE

DIY SKELETON LEAF

Skeleton leaves are made by removing the leaf pigment from certain varieties of leaves without damaging the intricately laced veins. The skeleton leaves look beautiful and can be used in so many crafts like making greeting cards, drawing and bouquet. There are many kinds of leaves which can be used for making skeleton leaves such as Salal (Lemon Leaf), Money plant leaf, Peepal leaf or Banyan leaf. Refer the given links.

Link : <https://youtu.be/WHqJo27TUCc?si=BChje2czjP2bQ5Bd>

Craft links : https://youtu.be/pTwsQODDATk?si=jUgbrt6H5_ot0Aje

OR

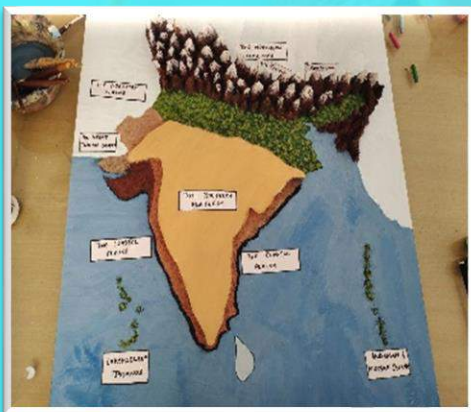
<https://youtu.be/JMywwS6rcnl?si=RUuMFy1KHH5AtBil>

- Revise Chapter 7 from the book **Science-For Juniors** and do pages 23 to 25 in the **Science-For Juniors (Workbook)**.
- **Safety Troop-A Step towards Child Safety (Ver.1)-4**
- Read Chapters 1 to 3 (Unit-II).
- Read Chapters 1 & 2 (Unit-VI).

SOCIAL SCIENCE

MESMERISING MAPS

- A cartographer is a person who draws or makes maps. A map is a visual representation of an entire area or a part of an area, typically represented on a flat surface.
- Wanna don the hat of a Cartographer?
- Be innovative and draw a Map of India on A3/A4 sheet displaying different Physical Landforms.



(Refer to the pictures attached.)

- Revise Chapter 4 from the book **Social Studies-For Juniors** and do pages 11 & 12 in the **Social Studies-For Juniors (Workbook)**.
- Read Chapter 5 and highlight the difficult words in the book.

PUNJABI

Smart Kids Writing Skills-ਅੱਖਰ ਲੇਖਣ

- Complete the **Writing Skills Book** till Page No. 120.
- Do **Two** pages daily.

PROJECTS FOR CBSE EXPRESSION SERIES-2024

- Write a **PARAGRAPH** (150 words) or make a **PAINTING** (A4 size sheet) on **ANY ONE** of the given topics:

I learn things when I play.

OR

My experience at a mela in my city

Revise all the Syllabus done till date!

Happy Holidays!